

**A market hotspot bulletin is included below including an overview of the technology. A tutorial identifying the various tools and indicators can be obtained by request to [markethotspots@gmx.com](mailto:markethotspots@gmx.com)**



## **DISCLAIMER**

All information is provided for demonstration and educational purposes, not for trading purposes or advice. This is not a solicitation of any order to buy or sell, but is a market view provided by Hi-TechCharts. Any statements of facts herein contained are derived in ways believed to be reliable, but cannot be guaranteed as to accuracy or completeness. No responsibility is assumed with respect to any such statement or with respect to any expression of opinion herein contained. Viewers are urged to exercise their own judgment.

The contents of this bulletin do not constitute financial advice and is provided for the purpose of general and educational information only. The information and material on all the pages of this bulletin is provided as a general interpretation by Hi-TechCharts and the services offered. The information and material contained is not intended to, and neither does it, create any business or contractual relationship. Furthermore, neither is the information and material contained in this bulletin supplied for any other purpose not explicitly stated. Accordingly, Hi-TechCharts – its principles, employees or agents – shall not be liable for any loss of profits, contracts or any other indirect or consequential loss or damage arising out of or in connection with the use of such information and material or of its access in this bulletin whether by corruption, virus or otherwise.

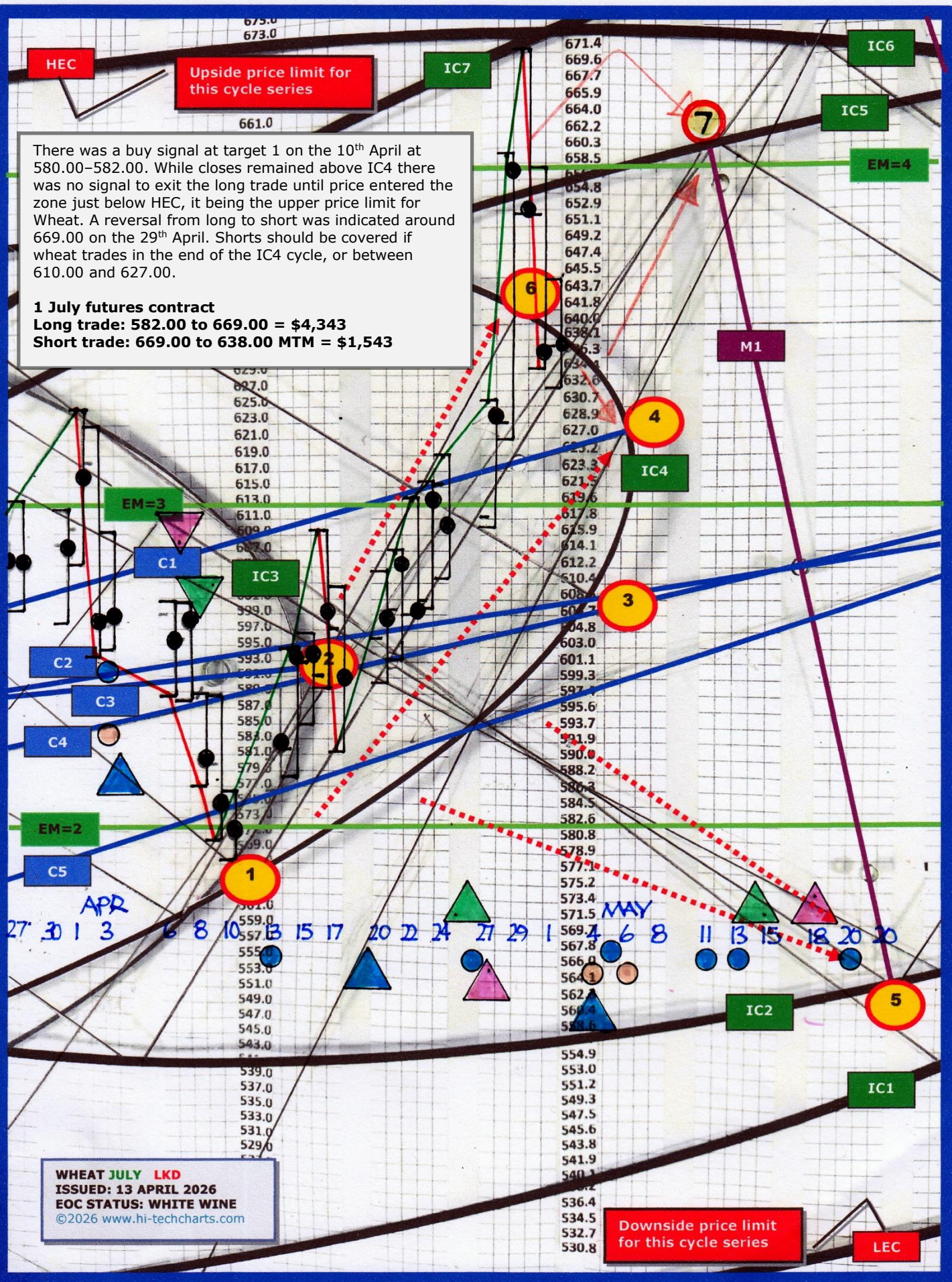
Hi TechCharts has no control over the use to which the information and material provided on all the pages of this bulletin may be put by the user. Hi TechCharts will use reasonable care to ensure that the information and material appearing in this bulletin is accurate and contemporary. However, errors and omissions may occur and the user should not take the accuracy of information or material for granted nor should they rely upon it as a statement or representation of fact. If users are in any doubt, they should check directly with Hi TechCharts. Hi TechCharts disclaims any and all guarantees of any kind, expressed or implied, including the guarantee of fitness of the information or material for a particular purpose. Access to the market hotspots charts is solely at the user's risk.

Access to this bulletin by anyone other than authorized Hi-TechCharts subscribers is unauthorized. If you are not the intended recipient, please contact the sender and destroy any copies of this message and any attachments. Any unauthorized use or dissemination or any action taken or omitted to be taken in reliance on it, is prohibited and may be unlawful. This information contained within is not to be construed as an offer to sell or a solicitation or an offer to buy commodity futures or options. Futures trading involves the substantial risk of loss and is not suitable for all investors.

**Daily bulletins appear below, the first issued, at the bottom. This PDF file name includes the date of the first issue in the format yy/mm/dd, a format that sorts file storage in chronological order. As this market is updated daily, a new chart is added to the top. This file is replaced each 2-3 weeks, or as necessary owing to market changes and contract rolling. The commentary box is only changed when market conditions warrant, which may not be each day. Prior notice is given of any impending breaks in daily delivery, which are kept to a minimum.**

**Below the Hi-TechCharts is our EOC chart, a daily chart identifying the bull to bear, and bear to bull cycles, these being the complete cycle. An overview of our EOC cycle is included in our Tutorial, (email us for a copy [markethotspots@gmx.com](mailto:markethotspots@gmx.com)) but for Users to get the best results by marrying EOC cycles to elliptical cycles in Hi-TechCharts, we recommend emailing us for a copy of George Bayer's 'The Egg of Columbus' from which the EOC analysis is derived.**





Upside price limit for this cycle series

There was a buy signal at target 1 on the 10<sup>th</sup> April at 580.00-582.00. While closes remained above IC4 there was no signal to exit the long trade until price entered the zone just below HEC, it being the upper price limit for Wheat. A reversal from long to short was indicated around 669.00 on the 29<sup>th</sup> April. Shorts should be covered if wheat trades in the end of the IC4 cycle, or between 610.00 and 627.00.

**1 July futures contract**  
**Long trade: 582.00 to 669.00 = \$4,343**  
**Short trade: 669.00 to 638.00 MTM = \$1,543**

**WHEAT JULY LKD**  
 ISSUED: 13 APRIL 2026  
 EOC STATUS: WHITE WINE  
 ©2026 www.hi-techcharts.com

Downside price limit for this cycle series

APR  
 27 30 1 3 6 8 10 13 15 17 20 22 24 27 29 1

MAY  
 1 6 8 11 13 15 18 20 26

675.0  
 673.0  
 661.0  
 671.4  
 669.6  
 667.7  
 665.9  
 664.0  
 662.2  
 660.3  
 658.5  
 656.6  
 654.8  
 652.9  
 651.1  
 649.2  
 647.4  
 645.5  
 643.7  
 641.8  
 640.0  
 638.1  
 636.3  
 634.4  
 632.6  
 630.7  
 628.9  
 627.0  
 625.2  
 623.3  
 621.5  
 619.6  
 617.8  
 615.9  
 614.1  
 612.2  
 610.4  
 608.5  
 606.7  
 604.8  
 603.0  
 601.1  
 599.3  
 597.4  
 595.6  
 593.7  
 591.9  
 590.0  
 588.2  
 586.3  
 584.5  
 582.6  
 580.8  
 578.9  
 577.1  
 575.2  
 573.4  
 571.5  
 569.7  
 567.8  
 566.0  
 564.1  
 562.2  
 560.4  
 558.6  
 554.9  
 553.0  
 551.2  
 549.3  
 547.5  
 545.6  
 543.8  
 541.9  
 540.1  
 538.2  
 536.4  
 534.5  
 532.7  
 530.8

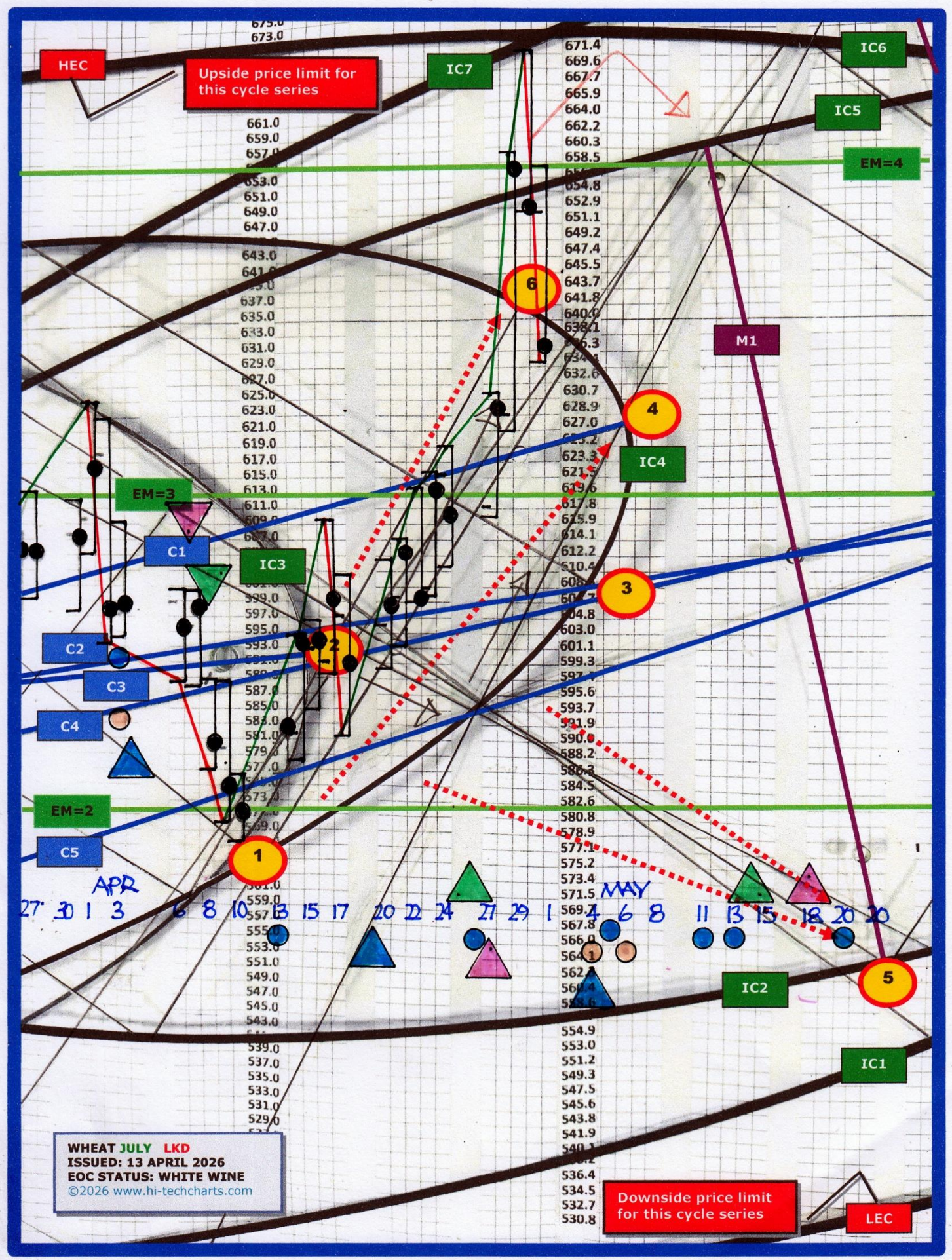
IC6  
 IC5  
 EM=4

M1  
 IC4

EM=3  
 C1  
 C2  
 C3  
 C4  
 EM=2  
 C5

IC2  
 IC1

LEC



Upside price limit for this cycle series

Downside price limit for this cycle series

WHEAT JULY LKD  
 ISSUED: 13 APRIL 2026  
 EOC STATUS: WHITE WINE  
 ©2026 www.hi-techcharts.com

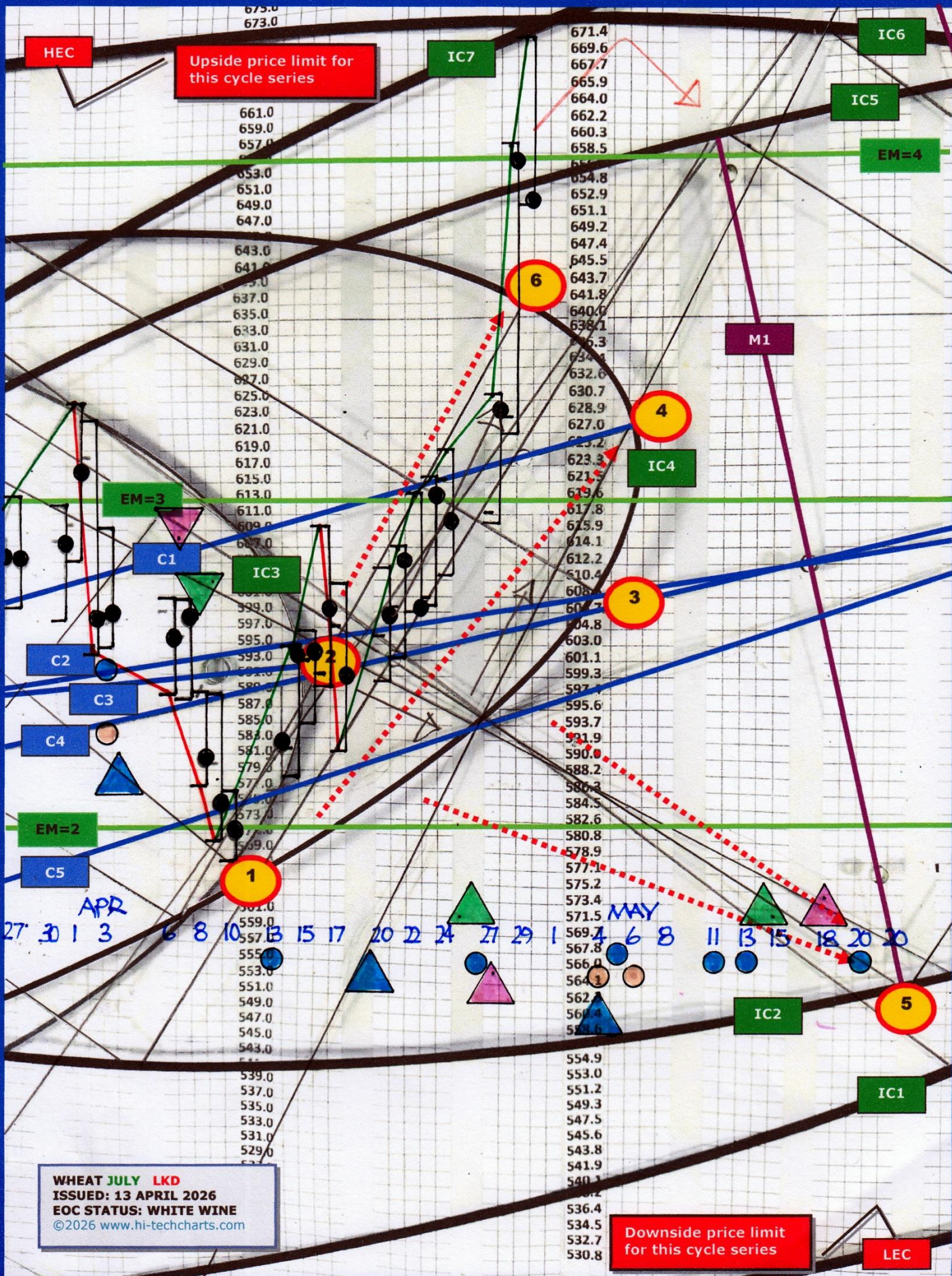
LEC

APR  
 27 30 1 3 6 8 10 13 15 17 20 22 24 27 29 1

MAY  
 1 4 6 8 11 13 15 18 20 20

675.0  
 673.0  
 661.0  
 659.0  
 657.0  
 653.0  
 651.0  
 649.0  
 647.0  
 643.0  
 641.0  
 637.0  
 635.0  
 633.0  
 631.0  
 629.0  
 627.0  
 625.0  
 623.0  
 621.0  
 619.0  
 617.0  
 615.0  
 613.0  
 611.0  
 609.0  
 607.0  
 605.0  
 603.0  
 601.0  
 599.0  
 597.0  
 595.0  
 593.0  
 591.0  
 589.0  
 587.0  
 585.0  
 583.0  
 581.0  
 579.0  
 577.0  
 575.0  
 573.0  
 571.0  
 569.0  
 567.0  
 565.0  
 563.0  
 561.0  
 559.0  
 557.0  
 555.0  
 553.0  
 551.0  
 549.0  
 547.0  
 545.0  
 543.0  
 541.0  
 539.0  
 537.0  
 535.0  
 533.0  
 531.0  
 529.0  
 527.0  
 525.0  
 523.0  
 521.0  
 519.0  
 517.0  
 515.0  
 513.0  
 511.0  
 509.0  
 507.0  
 505.0  
 503.0  
 501.0  
 499.0  
 497.0  
 495.0  
 493.0  
 491.0  
 489.0  
 487.0  
 485.0  
 483.0  
 481.0  
 479.0  
 477.0  
 475.0  
 473.0  
 471.0  
 469.0  
 467.0  
 465.0  
 463.0  
 461.0  
 459.0  
 457.0  
 455.0  
 453.0  
 451.0  
 449.0  
 447.0  
 445.0  
 443.0  
 441.0  
 439.0  
 437.0  
 435.0  
 433.0  
 431.0  
 429.0  
 427.0  
 425.0  
 423.0  
 421.0  
 419.0  
 417.0  
 415.0  
 413.0  
 411.0  
 409.0  
 407.0  
 405.0  
 403.0  
 401.0  
 399.0  
 397.0  
 395.0  
 393.0  
 391.0  
 389.0  
 387.0  
 385.0  
 383.0  
 381.0  
 379.0  
 377.0  
 375.0  
 373.0  
 371.0  
 369.0  
 367.0  
 365.0  
 363.0  
 361.0  
 359.0  
 357.0  
 355.0  
 353.0  
 351.0  
 349.0  
 347.0  
 345.0  
 343.0  
 341.0  
 339.0  
 337.0  
 335.0  
 333.0  
 331.0  
 329.0  
 327.0  
 325.0  
 323.0  
 321.0  
 319.0  
 317.0  
 315.0  
 313.0  
 311.0  
 309.0  
 307.0  
 305.0  
 303.0  
 301.0  
 299.0  
 297.0  
 295.0  
 293.0  
 291.0  
 289.0  
 287.0  
 285.0  
 283.0  
 281.0  
 279.0  
 277.0  
 275.0  
 273.0  
 271.0  
 269.0  
 267.0  
 265.0  
 263.0  
 261.0  
 259.0  
 257.0  
 255.0  
 253.0  
 251.0  
 249.0  
 247.0  
 245.0  
 243.0  
 241.0  
 239.0  
 237.0  
 235.0  
 233.0  
 231.0  
 229.0  
 227.0  
 225.0  
 223.0  
 221.0  
 219.0  
 217.0  
 215.0  
 213.0  
 211.0  
 209.0  
 207.0  
 205.0  
 203.0  
 201.0  
 199.0  
 197.0  
 195.0  
 193.0  
 191.0  
 189.0  
 187.0  
 185.0  
 183.0  
 181.0  
 179.0  
 177.0  
 175.0  
 173.0  
 171.0  
 169.0  
 167.0  
 165.0  
 163.0  
 161.0  
 159.0  
 157.0  
 155.0  
 153.0  
 151.0  
 149.0  
 147.0  
 145.0  
 143.0  
 141.0  
 139.0  
 137.0  
 135.0  
 133.0  
 131.0  
 129.0  
 127.0  
 125.0  
 123.0  
 121.0  
 119.0  
 117.0  
 115.0  
 113.0  
 111.0  
 109.0  
 107.0  
 105.0  
 103.0  
 101.0  
 99.0  
 97.0  
 95.0  
 93.0  
 91.0  
 89.0  
 87.0  
 85.0  
 83.0  
 81.0  
 79.0  
 77.0  
 75.0  
 73.0  
 71.0  
 69.0  
 67.0  
 65.0  
 63.0  
 61.0  
 59.0  
 57.0  
 55.0  
 53.0  
 51.0  
 49.0  
 47.0  
 45.0  
 43.0  
 41.0  
 39.0  
 37.0  
 35.0  
 33.0  
 31.0  
 29.0  
 27.0  
 25.0  
 23.0  
 21.0  
 19.0  
 17.0  
 15.0  
 13.0  
 11.0  
 9.0  
 7.0  
 5.0  
 3.0  
 1.0

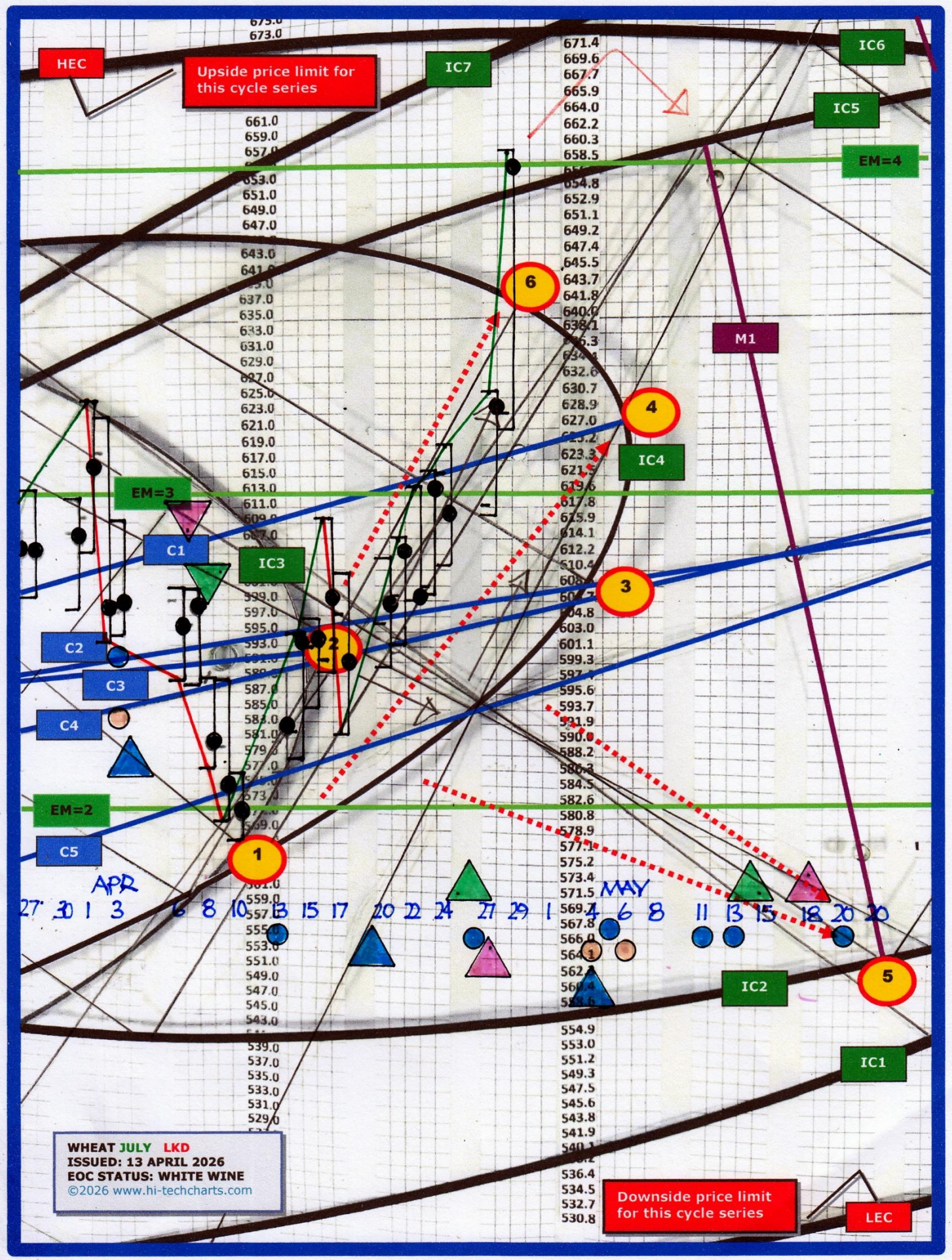
671.4  
 669.6  
 667.7  
 665.9  
 664.0  
 662.2  
 660.3  
 658.5  
 656.7  
 654.8  
 652.9  
 651.1  
 649.2  
 647.4  
 645.5  
 643.7  
 641.8  
 640.0  
 638.1  
 636.3  
 634.4  
 632.6  
 630.7  
 628.9  
 627.0  
 625.2  
 623.3  
 621.5  
 619.6  
 617.8  
 615.9  
 614.1  
 612.2  
 610.4  
 608.5  
 606.7  
 604.8  
 603.0  
 601.1  
 599.3  
 597.4  
 595.6  
 593.7  
 591.9  
 590.0  
 588.2  
 586.3  
 584.5  
 582.6  
 580.8  
 578.9  
 577.1  
 575.2  
 573.4  
 571.5  
 569.7  
 567.8  
 566.0  
 564.1  
 562.3  
 560.4  
 558.5  
 556.7  
 554.9  
 553.0  
 551.2  
 549.3  
 547.5  
 545.6  
 543.8  
 541.9  
 540.1  
 538.2  
 536.4  
 534.5  
 532.7  
 530.8



**WHEAT JULY LKD**  
 ISSUED: 13 APRIL 2026  
 EOC STATUS: WHITE WINE  
 ©2026 www.hi-techcharts.com

Downside price limit for this cycle series

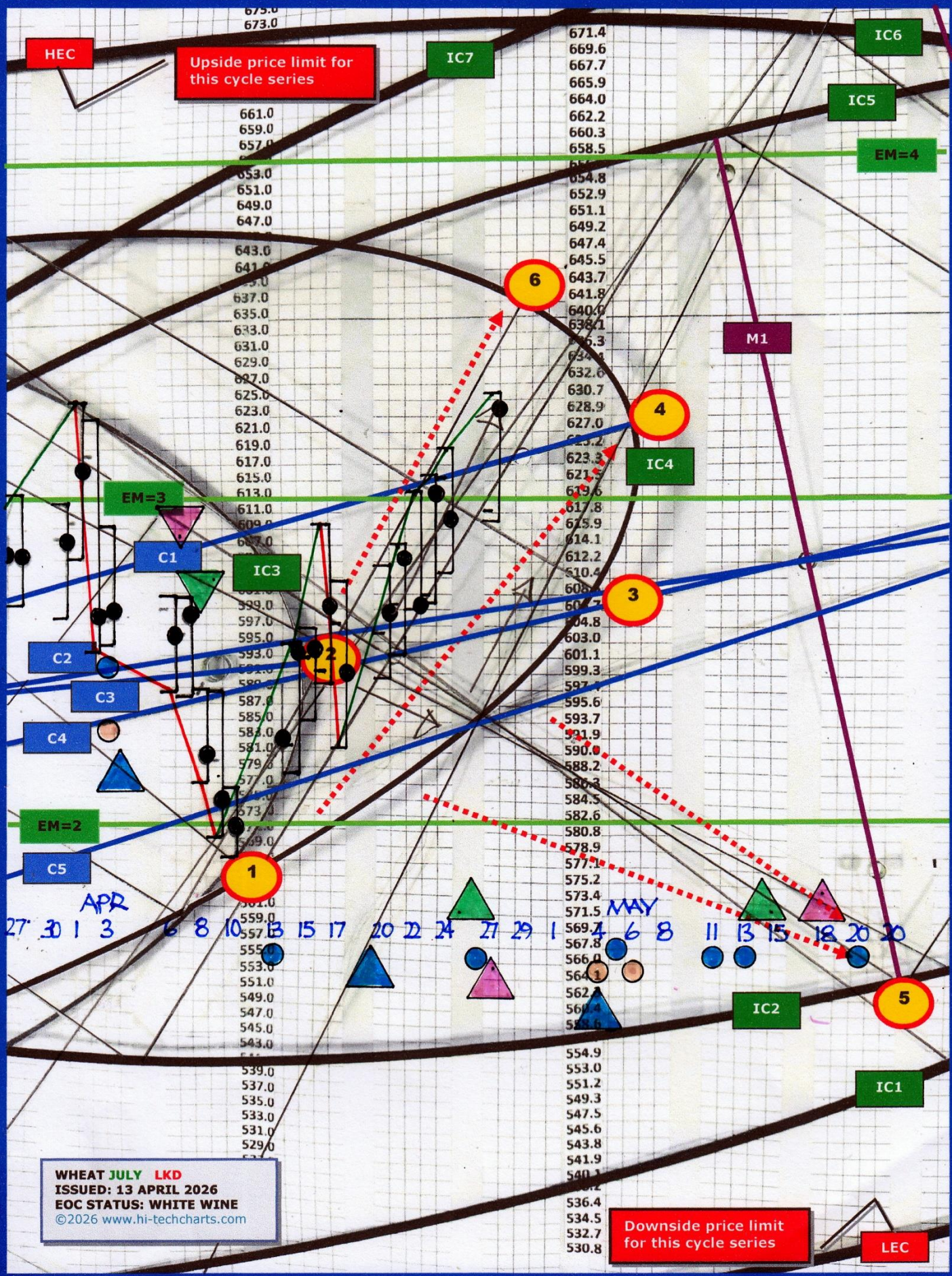
LEC



**WHEAT JULY LKD**  
 ISSUED: 13 APRIL 2026  
 EOC STATUS: WHITE WINE  
 ©2026 www.hi-techcharts.com

Downside price limit  
 for this cycle series

LEC



Upside price limit for this cycle series

Downside price limit for this cycle series

WHEAT JULY LKD  
 ISSUED: 13 APRIL 2026  
 EOC STATUS: WHITE WINE  
 ©2026 www.hi-techcharts.com

APR  
 27 30 1 3 6 8 10 13 15 17 20 22 24 27 29 1

MAY  
 4 6 8 11 13 15 18 20 20

675.0  
673.0  
661.0  
659.0  
657.0  
653.0  
651.0  
649.0  
647.0  
643.0  
641.0  
637.0  
635.0  
633.0  
631.0  
629.0  
627.0  
625.0  
623.0  
621.0  
619.0  
617.0  
615.0  
613.0  
611.0  
609.0  
607.0  
603.0  
599.0  
597.0  
595.0  
593.0  
591.0  
589.0  
587.0  
585.0  
583.0  
581.0  
579.0  
577.0  
575.0  
573.0  
571.0  
569.0  
567.0  
565.0  
563.0  
561.0  
559.0  
557.0  
555.0  
553.0  
551.0  
549.0  
547.0  
545.0  
543.0  
539.0  
537.0  
535.0  
533.0  
531.0  
529.0  
527.0

671.4  
669.6  
667.7  
665.9  
664.0  
662.2  
660.3  
658.5  
654.8  
652.9  
651.1  
649.2  
647.4  
645.5  
643.7  
641.8  
640.0  
638.1  
636.3  
634.4  
632.6  
630.7  
628.9  
627.0  
625.2  
623.3  
621.5  
619.6  
617.8  
615.9  
614.1  
612.2  
610.4  
608.5  
606.7  
604.8  
603.0  
601.1  
599.3  
597.4  
595.6  
593.7  
591.9  
590.0  
588.2  
586.3  
584.5  
582.6  
580.8  
578.9  
577.1  
575.2  
573.4  
571.5  
569.7  
567.8  
566.0  
564.1  
562.2  
560.4  
558.6  
554.9  
553.0  
551.2  
549.3  
547.5  
545.6  
543.8  
541.9  
540.1  
538.2  
536.4  
534.5  
532.7  
530.8

IC6

IC5

EM=4

IC4

EM=3

IC3

EM=2

IC2

IC1

M1

6

4

3

2

1

5

HEC

IC7

C1

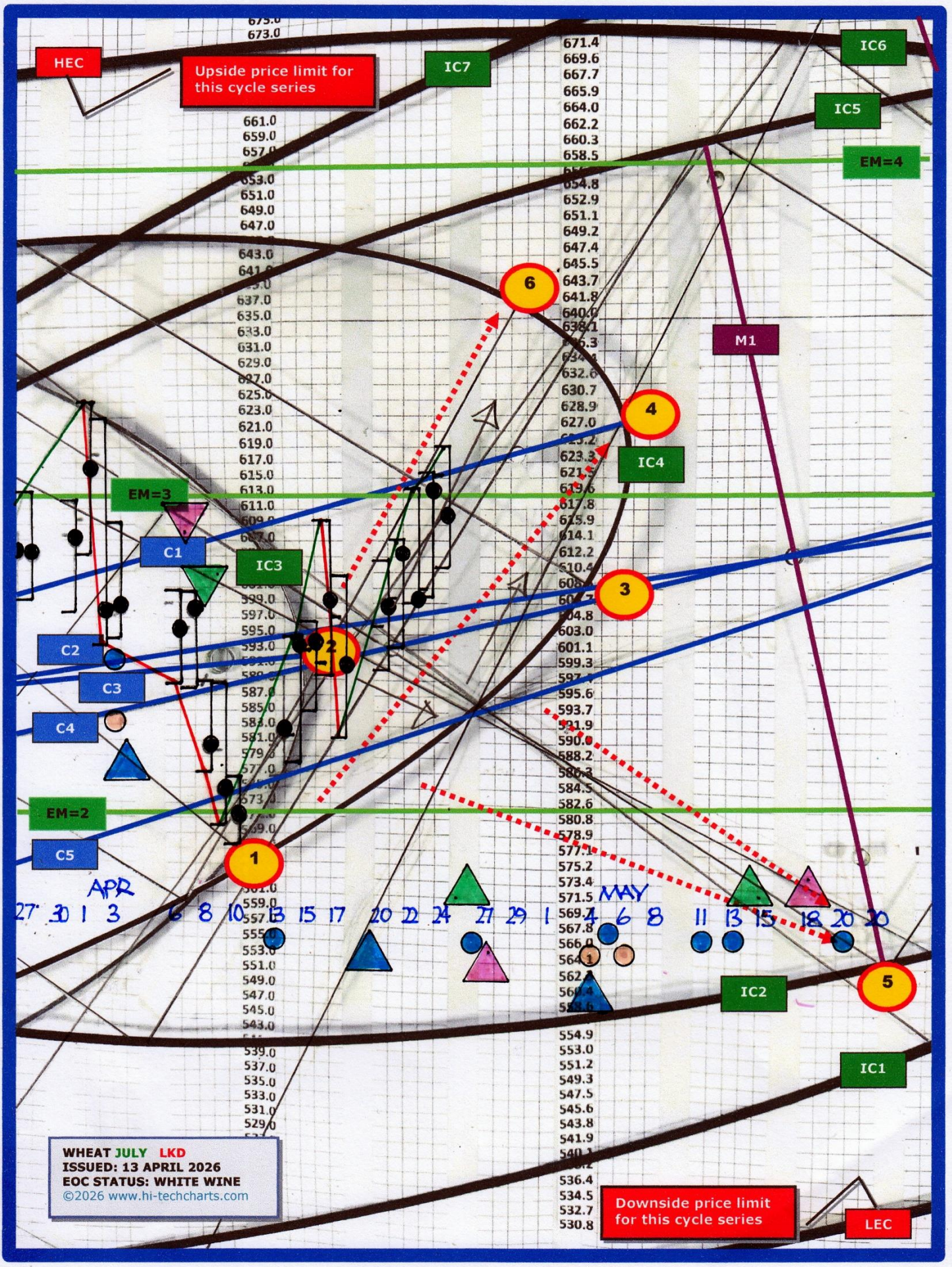
C2

C3

C4

C5

LEC



Upside price limit for this cycle series

Downside price limit for this cycle series

**WHEAT JULY LKD**  
 ISSUED: 13 APRIL 2026  
 EOC STATUS: WHITE WINE  
 ©2026 www.hi-techcharts.com

APR 27 30 1 3 6 8 10 13 15 17

MAY 1 4 6 8 11 13 15 18 20 22

673.0  
673.0  
661.0  
659.0  
657.0  
653.0  
651.0  
649.0  
647.0  
643.0  
641.0  
637.0  
635.0  
633.0  
631.0  
629.0  
627.0  
625.0  
623.0  
621.0  
619.0  
617.0  
615.0  
613.0  
611.0  
609.0  
607.0  
605.0  
599.0  
597.0  
595.0  
593.0  
591.0  
589.0  
587.0  
585.0  
583.0  
581.0  
579.0  
577.0  
575.0  
573.0  
571.0  
569.0  
567.0  
565.0  
563.0  
561.0  
559.0  
557.0  
555.0  
553.0  
551.0  
549.0  
547.0  
545.0  
543.0  
539.0  
537.0  
535.0  
533.0  
531.0  
529.0  
527.0

671.4  
669.6  
667.7  
665.9  
664.0  
662.2  
660.3  
658.5  
656.6  
654.8  
652.9  
651.1  
649.2  
647.4  
645.5  
643.7  
641.8  
640.0  
638.1  
636.3  
634.4  
632.6  
630.7  
628.9  
627.0  
625.2  
623.3  
621.5  
619.6  
617.8  
615.9  
614.1  
612.2  
610.4  
608.5  
606.7  
604.8  
603.0  
601.1  
599.3  
597.4  
595.6  
593.7  
591.9  
590.0  
588.2  
586.3  
584.5  
582.6  
580.8  
578.9  
577.1  
575.2  
573.4  
571.5  
569.7  
567.8  
566.0  
564.1  
562.2  
560.4  
558.5  
554.9  
553.0  
551.2  
549.3  
547.5  
545.6  
543.8  
541.9  
540.1  
538.2  
536.4  
534.5  
532.7  
530.8

IC6  
IC5  
EM=4  
EM=3  
EM=2  
IC1  
IC2  
IC3  
IC4  
IC7

M1

HEC

LEC

6

4

3

2

1

5

EM=3

C1

C2

C3

C4

EM=2

C5

IC3

IC4

IC2

IC1

IC7

IC5

EM=4

EM=3

C1

C2

C3

C4

EM=2

C5

IC3

IC4

IC2

IC1

IC7

IC5

EM=4

EM=3

C1

C2

C3

C4

EM=2

C5

IC3

IC4

IC2

IC1

IC7

IC5

EM=4

EM=3

C1

C2

C3

C4

EM=2

C5

IC3

IC4

IC2

IC1

IC7

IC5

EM=4

EM=3

C1

C2

C3

C4

EM=2

C5

IC3

IC4

IC2

IC1

IC7

IC5

EM=4

EM=3

C1

C2

C3

C4

EM=2

C5

IC3

IC4

IC2

IC1

IC7

IC5

EM=4

EM=3

C1

C2

C3

C4

EM=2

C5

IC3

IC4

IC2

IC1

IC7

IC5

EM=4

EM=3

C1

C2

C3

C4

EM=2

C5

IC3

IC4

IC2

IC1

IC7

IC5

EM=4

EM=3

C1

C2

C3

C4

EM=2

C5

IC3

IC4

IC2

IC1

IC7

IC5

EM=4

EM=3

C1

C2

C3

C4

EM=2

C5

IC3

IC4

IC2

IC1

IC7

IC5

EM=4

EM=3

C1

C2

C3

C4

EM=2

C5

IC3

IC4

IC2

IC1

IC7

IC5

EM=4

EM=3

C1

C2

C3

C4

EM=2

C5

IC3

IC4

IC2

IC1

IC7

IC5

EM=4

EM=3

C1

C2

C3

C4

EM=2

C5

IC3

IC4

IC2

IC1

IC7

IC5

EM=4

EM=3

C1

C2

C3

C4

EM=2

C5

IC3

IC4

IC2

IC1

IC7

IC5

EM=4

EM=3

C1

C2

C3

C4

EM=2

C5

IC3

IC4

IC2

IC1

IC7

IC5

EM=4

EM=3

C1

C2

C3

C4

EM=2

C5

IC3

IC4

IC2

IC1

IC7

IC5

EM=4

EM=3

C1

C2

C3

C4

EM=2

C5

IC3

IC4

IC2

IC1

IC7

IC5

EM=4

EM=3

C1

C2

C3

C4

EM=2

C5

IC3

IC4

IC2

IC1

IC7

IC5

EM=4

EM=3

C1

C2

C3

C4

EM=2

C5

IC3

IC4

IC2

IC1

IC7

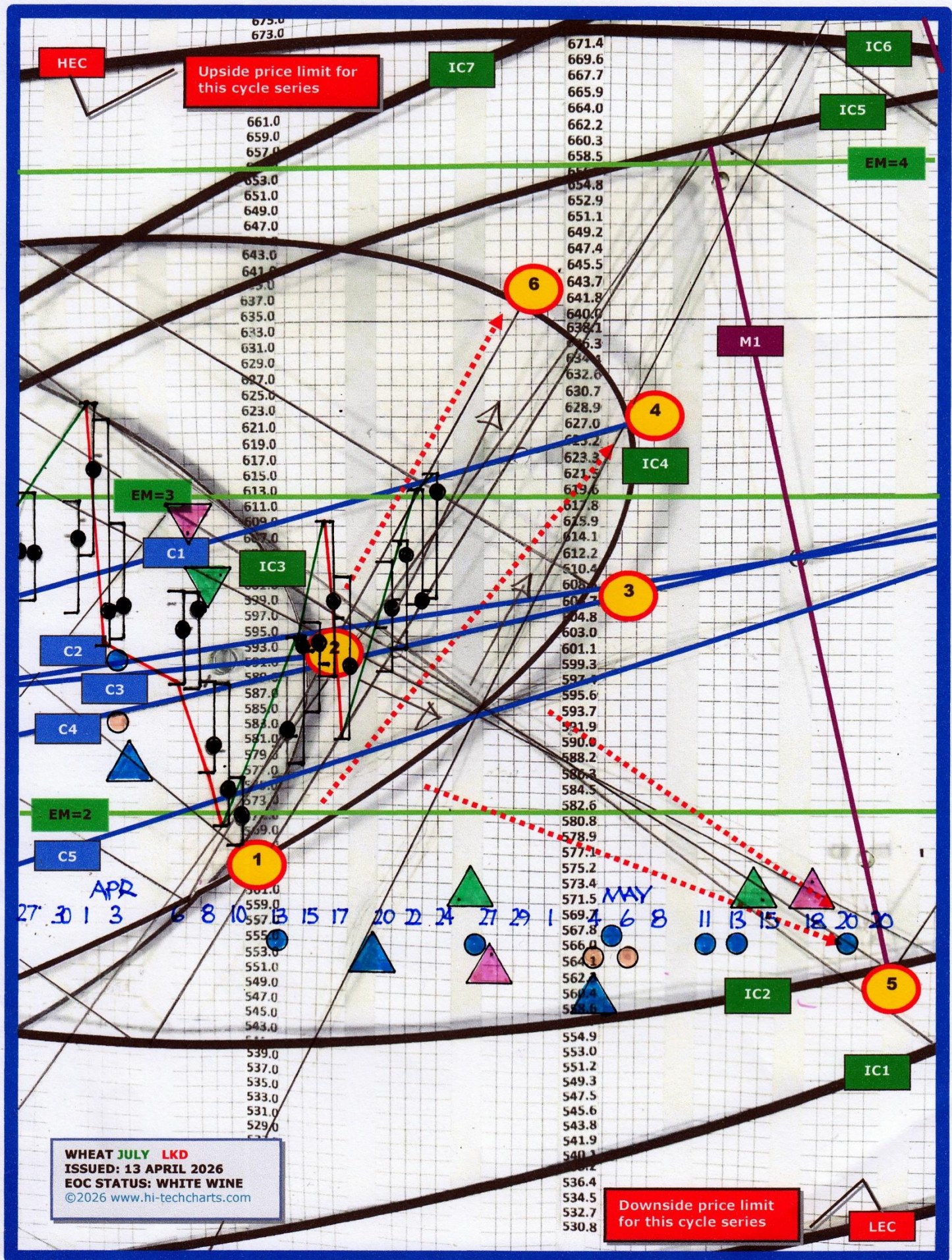
IC5

EM=4

EM=3

C1

C2



Upside price limit for this cycle series

Downside price limit for this cycle series

WHEAT JULY LKD  
 ISSUED: 13 APRIL 2026  
 EOC STATUS: WHITE WINE  
 ©2026 www.hi-techcharts.com

APR  
 27 30 1 3 6 8 10 13 15 17

MAY  
 1 4 6 8 11 13 15 18 20 22

673.0  
671.4  
669.6  
667.7  
665.9  
664.0  
662.2  
660.3  
658.5  
656.6  
654.8  
652.9  
651.1  
649.2  
647.4  
645.5  
643.7  
641.8  
640.0  
638.1  
636.3  
634.4  
632.6  
630.7  
628.9  
627.0  
625.2  
623.3  
621.5  
619.6  
617.8  
615.9  
614.1  
612.2  
610.4  
608.5  
606.7  
604.8  
603.0  
601.1  
599.3  
597.4  
595.6  
593.7  
591.9  
590.0  
588.2  
586.3  
584.5  
582.6  
580.8  
578.9  
577.1  
575.2  
573.4  
571.5  
569.7  
567.8  
566.0  
564.1  
562.2  
560.4  
558.6  
556.7  
554.9  
553.0  
551.2  
549.3  
547.5  
545.6  
543.8  
541.9  
540.1  
538.2  
536.4  
534.5  
532.7  
530.8

HEC

IC7

IC6

IC5

EM=4

EM=3

IC3

IC4

C2

C3

C4

EM=2

C5

M1

IC1

LEC

1

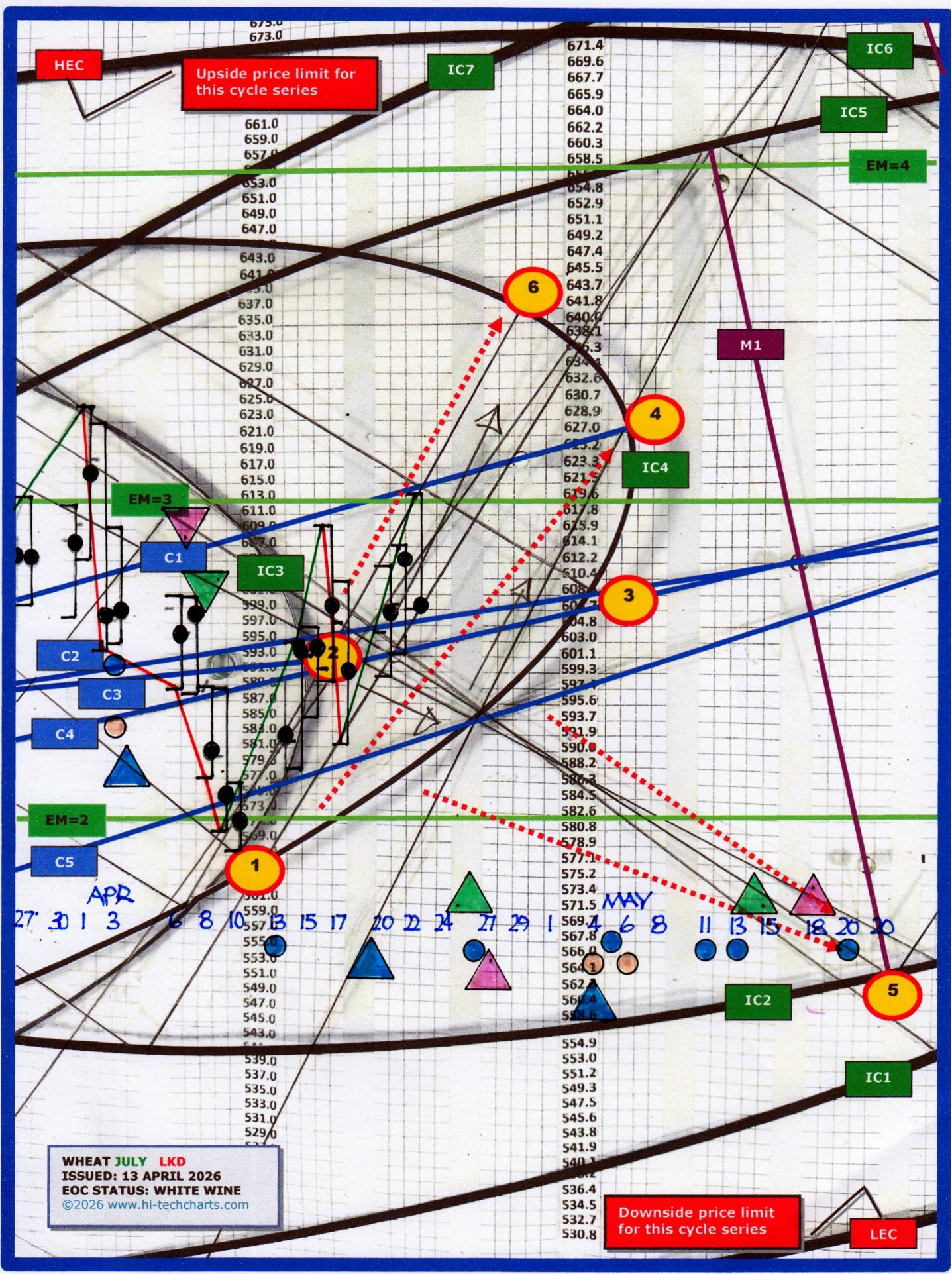
2

6

3

4

5



Upside price limit for this cycle series

Downside price limit for this cycle series

WHEAT JULY LKD  
 ISSUED: 13 APRIL 2026  
 EOC STATUS: WHITE WINE  
 ©2026 www.hi-techcharts.com

APR  
 27 30 1 3 6 8 10 13 15 17 20 22 24 27 29 1

MAY  
 4 6 8 11 13 15 18 20 22

675.0  
673.0  
661.0  
659.0  
657.0  
653.0  
651.0  
649.0  
647.0  
643.0  
641.0  
637.0  
635.0  
633.0  
631.0  
629.0  
627.0  
625.0  
623.0  
621.0  
619.0  
617.0  
615.0  
613.0  
611.0  
609.0  
607.0  
599.0  
597.0  
595.0  
593.0  
589.0  
587.0  
585.0  
583.0  
581.0  
579.0  
577.0  
573.0  
569.0  
567.0  
565.0  
563.0  
561.0  
559.0  
557.0  
555.0  
553.0  
551.0  
549.0  
547.0  
545.0  
543.0  
539.0  
537.0  
535.0  
533.0  
531.0  
529.0

671.4  
669.6  
667.7  
665.9  
664.0  
662.2  
660.3  
658.5  
654.8  
652.9  
651.1  
649.2  
647.4  
645.5  
643.7  
641.8  
640.0  
638.1  
636.3  
634.4  
632.6  
630.7  
628.9  
627.0  
625.2  
623.3  
621.5  
619.6  
617.8  
615.9  
614.1  
612.2  
610.4  
608.5  
606.7  
604.8  
603.0  
601.1  
599.3  
597.4  
595.6  
593.7  
591.9  
590.0  
588.2  
586.3  
584.5  
582.6  
580.8  
578.9  
577.1  
575.2  
573.4  
571.5  
569.7  
567.8  
566.0  
564.1  
562.2  
560.4  
558.5  
554.9  
553.0  
551.2  
549.3  
547.5  
545.6  
543.8  
541.9  
540.1  
538.2  
536.4  
534.5  
532.7  
530.8

IC6

IC5

EM=4

IC7

IC4

IC3

IC2

IC1

EM=3

EM=2

C1

C2

C3

C4

C5

M1

6

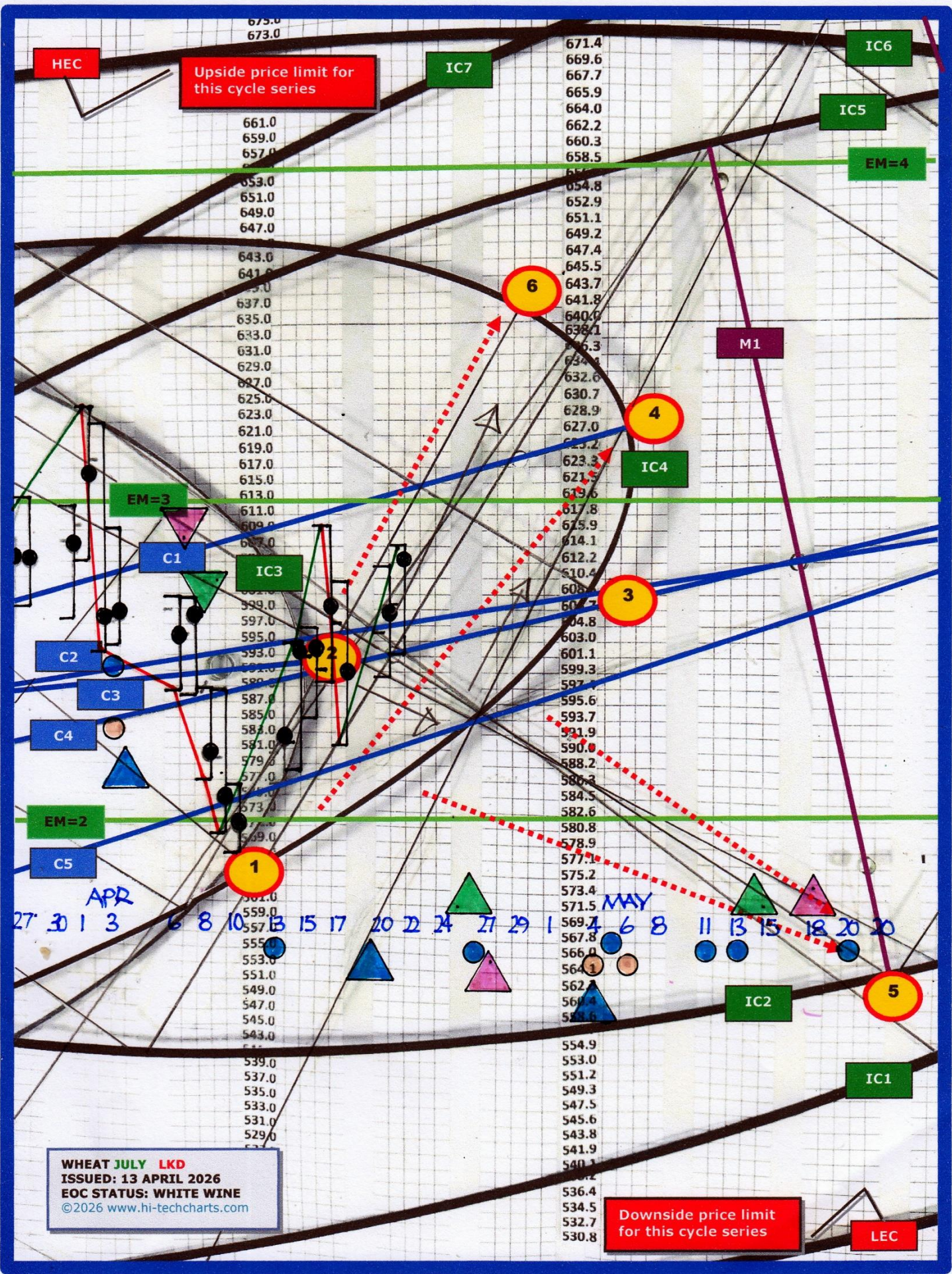
4

3

2

1

5



Upside price limit for this cycle series

Downside price limit for this cycle series

WHEAT JULY LKD  
 ISSUED: 13 APRIL 2026  
 EOC STATUS: WHITE WINE  
 ©2026 www.hi-techcharts.com

APR  
 27 30 1 3 6 8 10 13 15 17 20 22 24 27 29 1

MAY  
 4 6 8 11 13 15 18 20 22

675.0  
673.0  
661.0  
659.0  
657.0  
653.0  
651.0  
649.0  
647.0  
643.0  
641.0  
637.0  
635.0  
633.0  
631.0  
629.0  
627.0  
625.0  
623.0  
621.0  
619.0  
617.0  
615.0  
613.0  
611.0  
609.0  
607.0  
605.0  
599.0  
597.0  
595.0  
593.0  
591.0  
587.0  
585.0  
583.0  
581.0  
579.0  
577.0  
573.0  
569.0  
567.0  
565.0  
563.0  
561.0  
559.0  
557.0  
555.0  
553.0  
551.0  
549.0  
547.0  
545.0  
543.0  
539.0  
537.0  
535.0  
533.0  
531.0  
529.0

671.4  
669.6  
667.7  
665.9  
664.0  
662.2  
660.3  
658.5  
654.8  
652.9  
651.1  
649.2  
647.4  
645.5  
643.7  
641.8  
640.0  
638.1  
636.3  
634.4  
632.6  
630.7  
628.9  
627.0  
625.2  
623.3  
621.5  
619.6  
617.8  
615.9  
614.1  
612.2  
610.4  
608.5  
606.7  
604.8  
603.0  
601.1  
599.3  
597.4  
595.6  
593.7  
591.9  
590.0  
588.2  
586.3  
584.5  
582.6  
580.8  
578.9  
577.1  
575.2  
573.4  
571.5  
569.7  
567.8  
566.0  
564.1  
562.2  
560.4  
558.5  
554.9  
553.0  
551.2  
549.3  
547.5  
545.6  
543.8  
541.9  
540.1  
536.4  
534.5  
532.7  
530.8

IC6  
IC5  
EM=4  
IC4  
IC3  
EM=3  
C1  
C2  
C3  
C4  
EM=2  
C5  
IC2  
IC1  
LEC

6

4

3

1

5

M1

EM=3

IC3

C1

C2

C3

C4

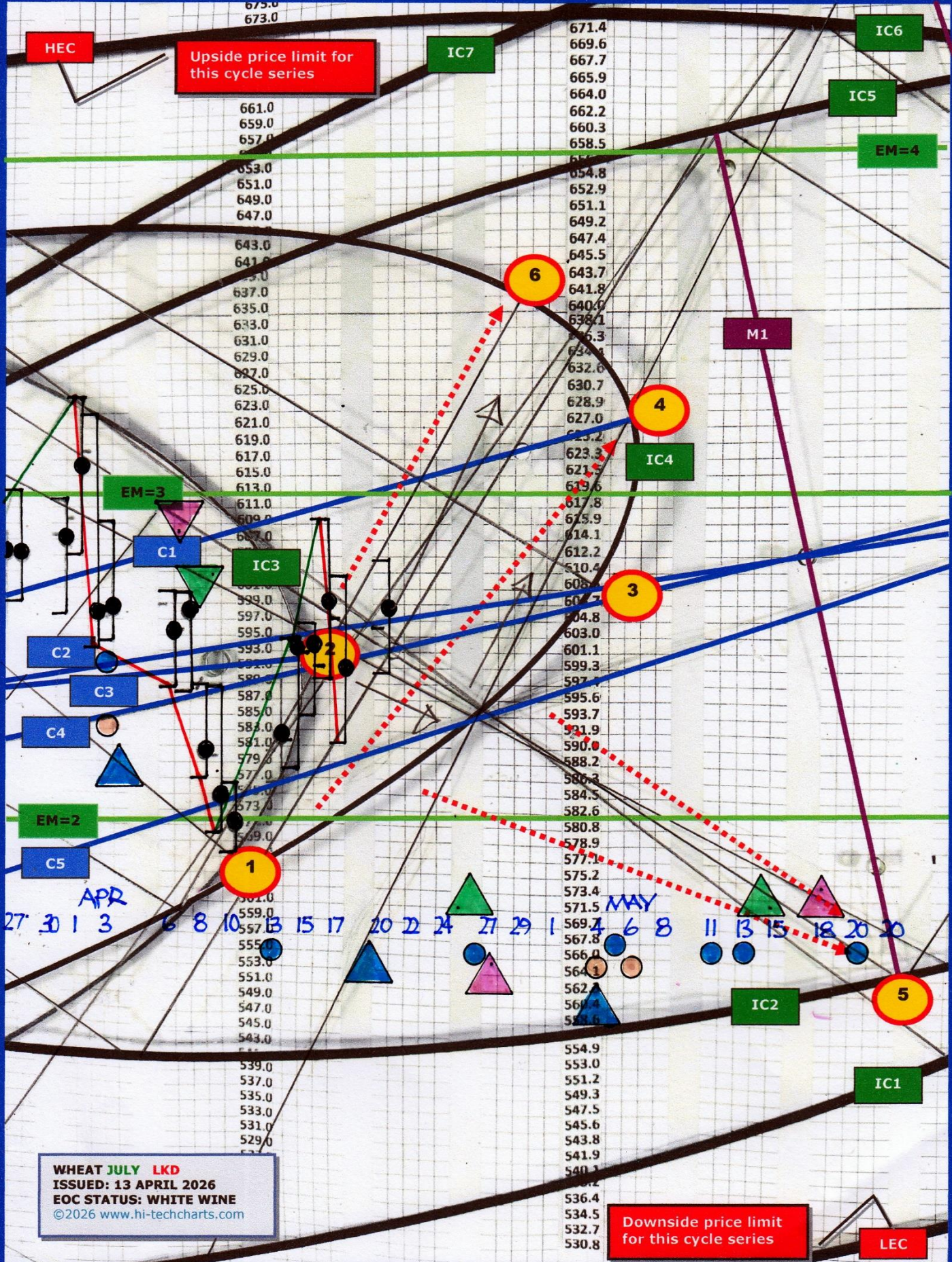
EM=2

C5

IC2

IC1

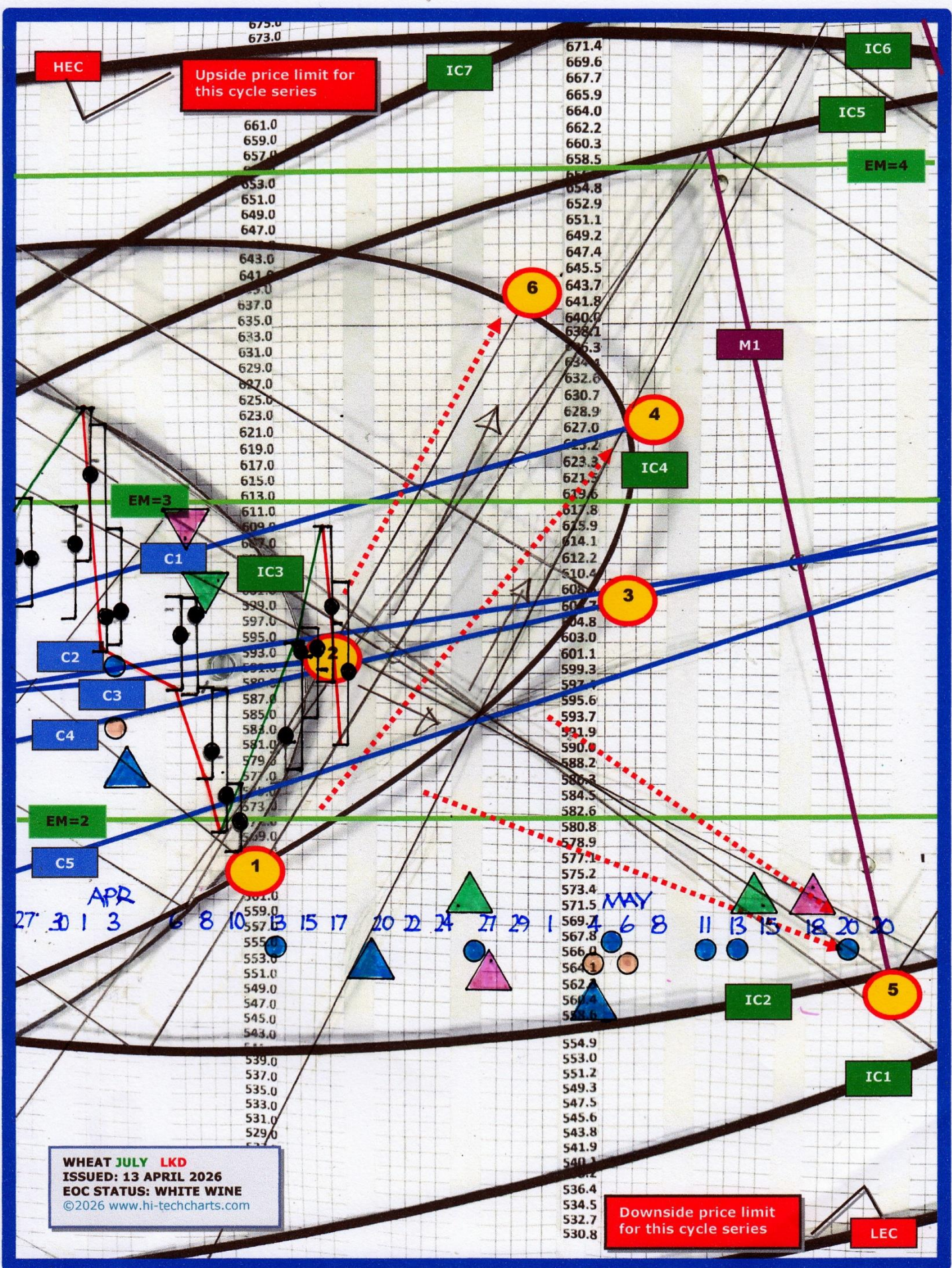
LEC



**WHEAT JULY LKD**  
 ISSUED: 13 APRIL 2026  
 EOC STATUS: WHITE WINE  
 ©2026 www.hi-techcharts.com

Downside price limit  
 for this cycle series

LEC



Upside price limit for this cycle series

Downside price limit for this cycle series

WHEAT JULY LKD  
 ISSUED: 13 APRIL 2026  
 EOC STATUS: WHITE WINE  
 ©2026 www.hi-techcharts.com

APR 27 30 1 3 6 8 10 13 15 17

MAY 1 4 6 8 11 13 15 18 20 20

675.0  
673.0

671.4  
669.6  
667.7  
665.9  
664.0  
662.2  
660.3  
658.5  
657.0  
655.8  
654.8  
652.9  
651.1  
649.2  
647.4  
645.5  
643.7  
641.8  
640.0  
638.1  
636.3  
634.4  
632.6  
630.7  
628.9  
627.0  
625.2  
623.3  
621.5  
619.6  
617.8  
615.9  
614.1  
612.2  
610.4  
608.5  
606.7  
604.8  
603.0  
601.1  
599.3  
597.4  
595.6  
593.7  
591.9  
590.0  
588.2  
586.3  
584.5  
582.6  
580.8  
578.9  
577.1  
575.2  
573.4  
571.5  
569.7  
567.8  
566.0  
564.1  
562.2  
560.4  
558.5  
554.9  
553.0  
551.2  
549.3  
547.5  
545.6  
543.8  
541.9  
540.1  
538.2  
536.4  
534.5  
532.7  
530.8

HEC

IC7

IC6

IC5

EM=4

EM=3

IC4

M1

IC3

C1

C2

C3

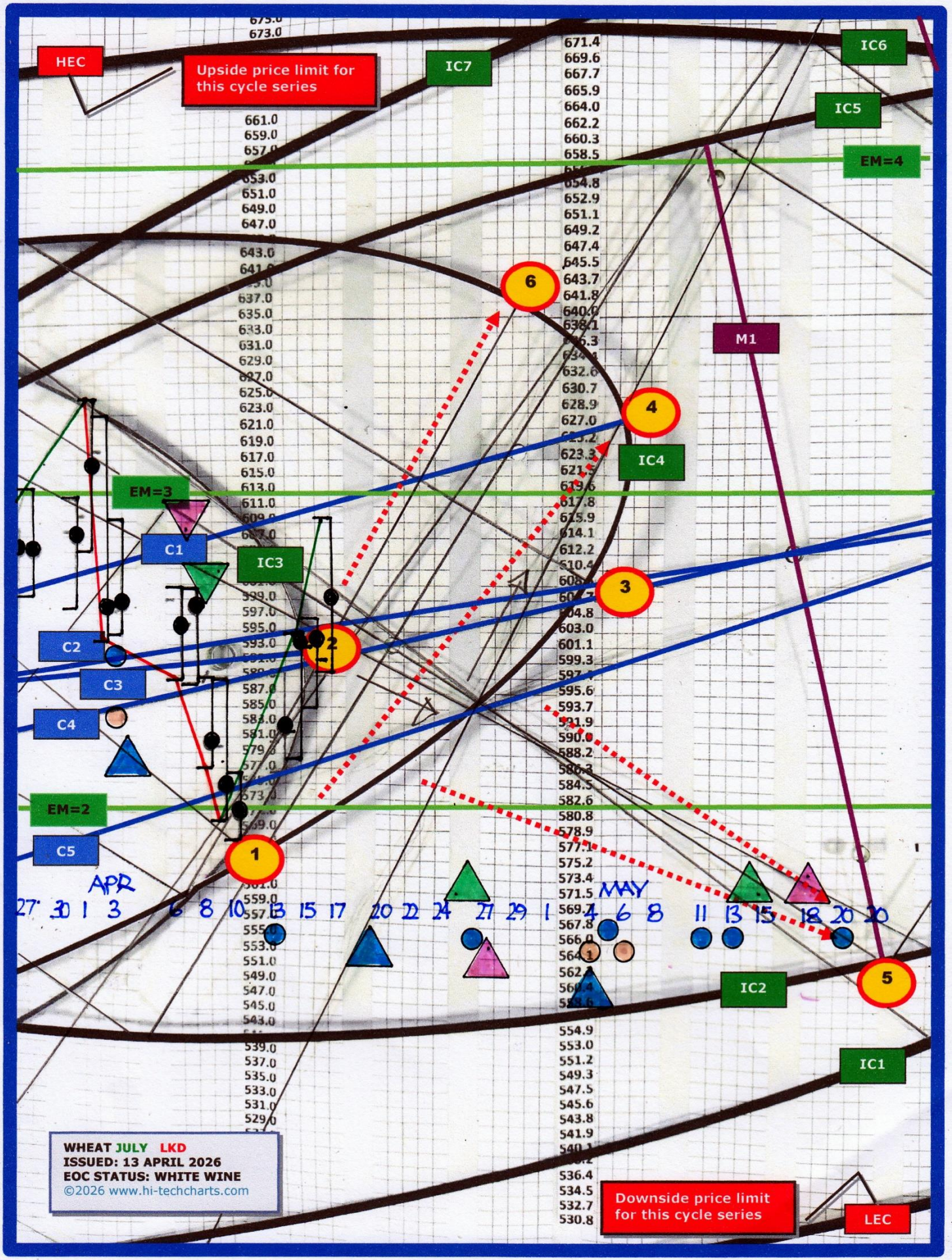
C4

EM=2

C5

IC1

LEC



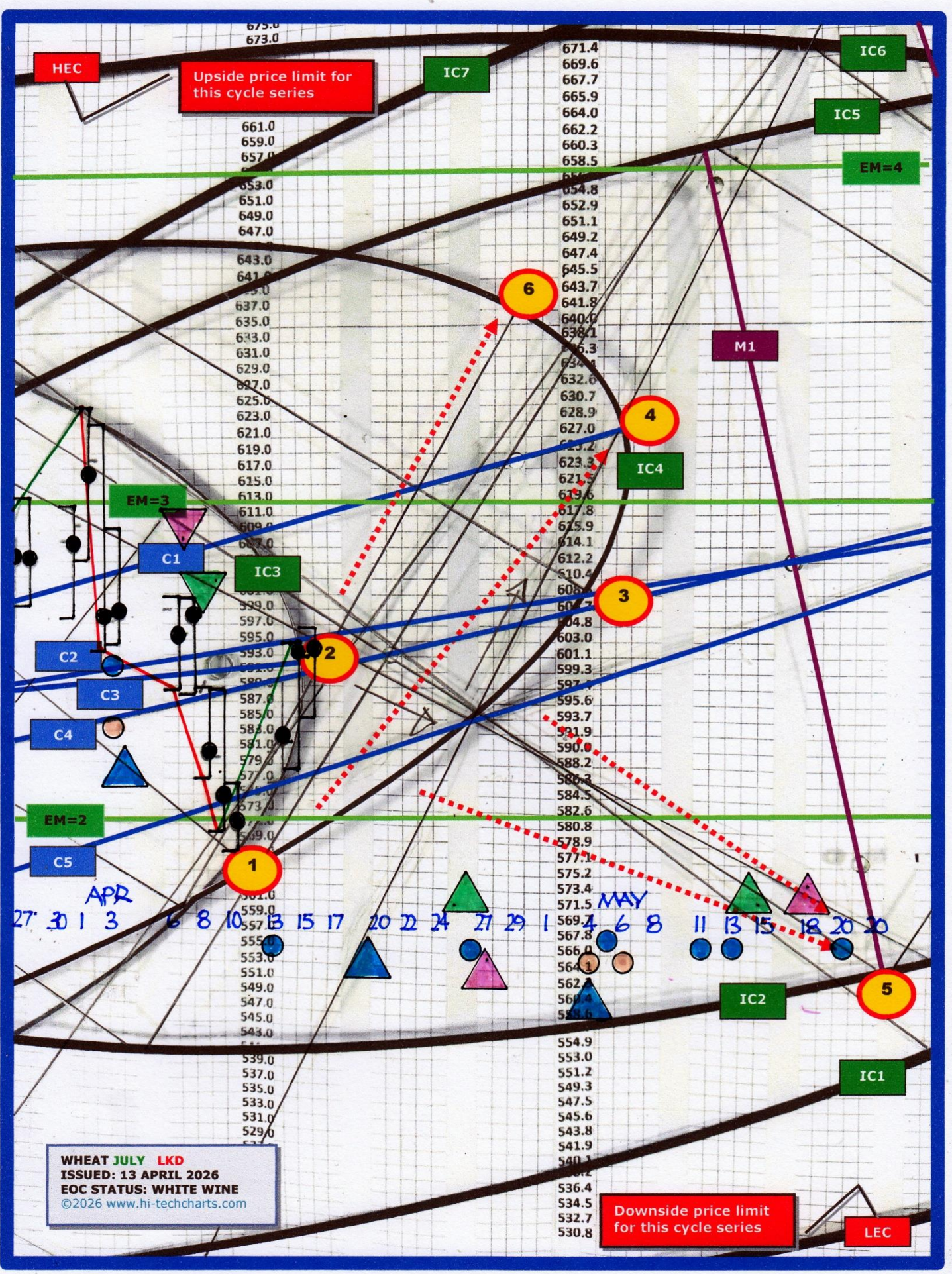
Upside price limit for this cycle series

Downside price limit for this cycle series

WHEAT JULY LKD  
 ISSUED: 13 APRIL 2026  
 EOC STATUS: WHITE WINE  
 ©2026 www.hi-techcharts.com

APR  
 27 30 1 3 6 8 10 13 15 17 20 22 24 27 29 1

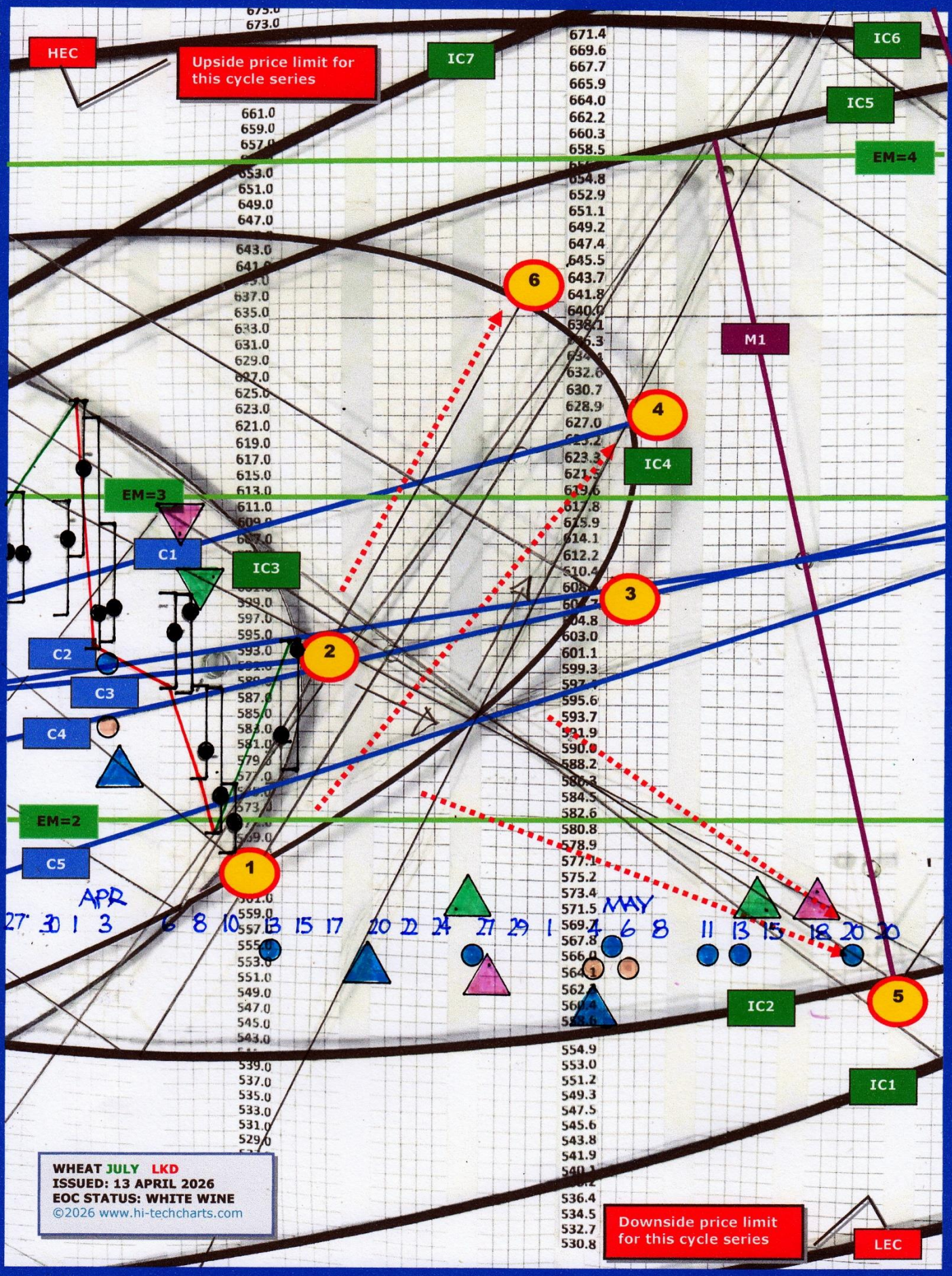
MAY  
 6 8 11 13 15 18 20 20



**WHEAT JULY LKD**  
 ISSUED: 13 APRIL 2026  
 EOC STATUS: WHITE WINE  
 ©2026 www.hi-techcharts.com

Downside price limit  
 for this cycle series

LEC



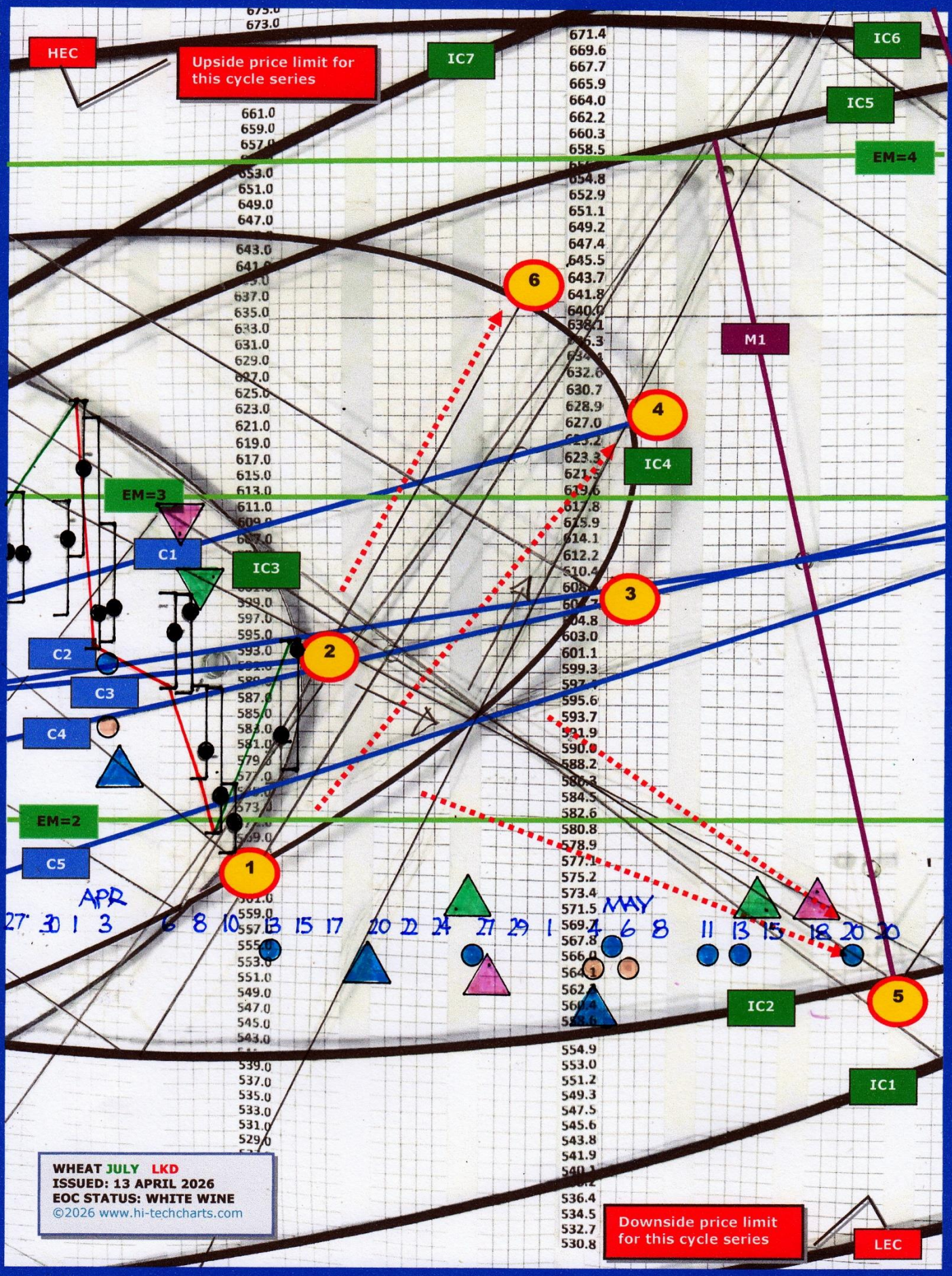
Upside price limit for this cycle series

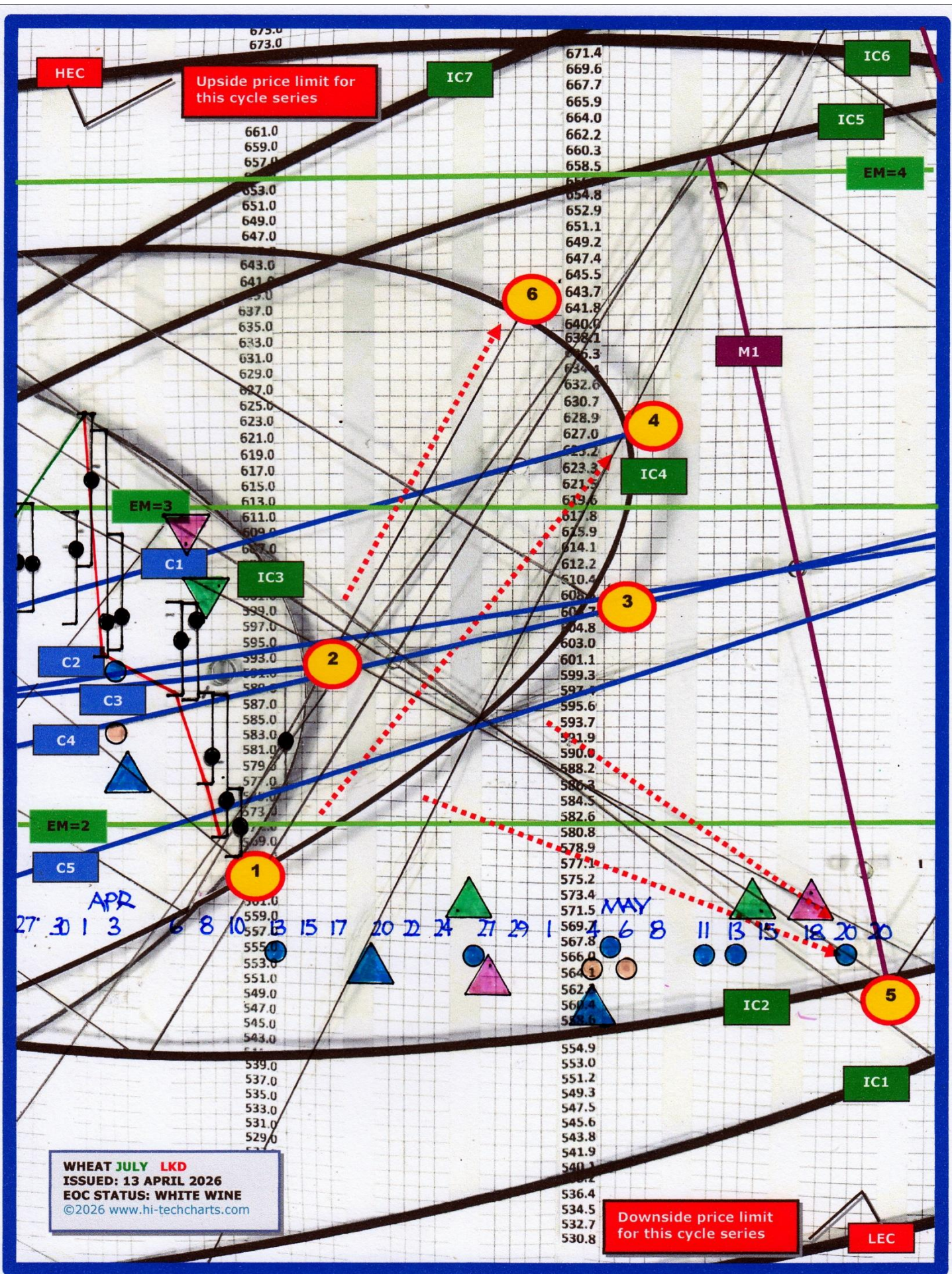
Downside price limit for this cycle series

WHEAT JULY LKD  
 ISSUED: 13 APRIL 2026  
 EOC STATUS: WHITE WINE  
 ©2026 www.hi-techcharts.com

APR  
 27 30 1 3 6 8 10 13 15 17

MAY  
 1 6 8 11 13 15 18 20 20





**WHEAT JULY LKD**  
 ISSUED: 13 APRIL 2026  
 EOC STATUS: WHITE WINE  
 ©2026 www.hi-techcharts.com

Downside price limit  
 for this cycle series

LEC

# WHEAT EOC CHART

